

The background features a series of concentric, wavy lines in various shades of green and blue, creating a sense of depth and movement. A small, stylized figure of a person in a white shirt and dark trousers is walking along a path that leads from the bottom right towards the top right, disappearing into the distance. The overall color palette is dominated by greens and blues, with a black background on the left side.

Sage AR Automation Webinar

27th March 2025

Sage

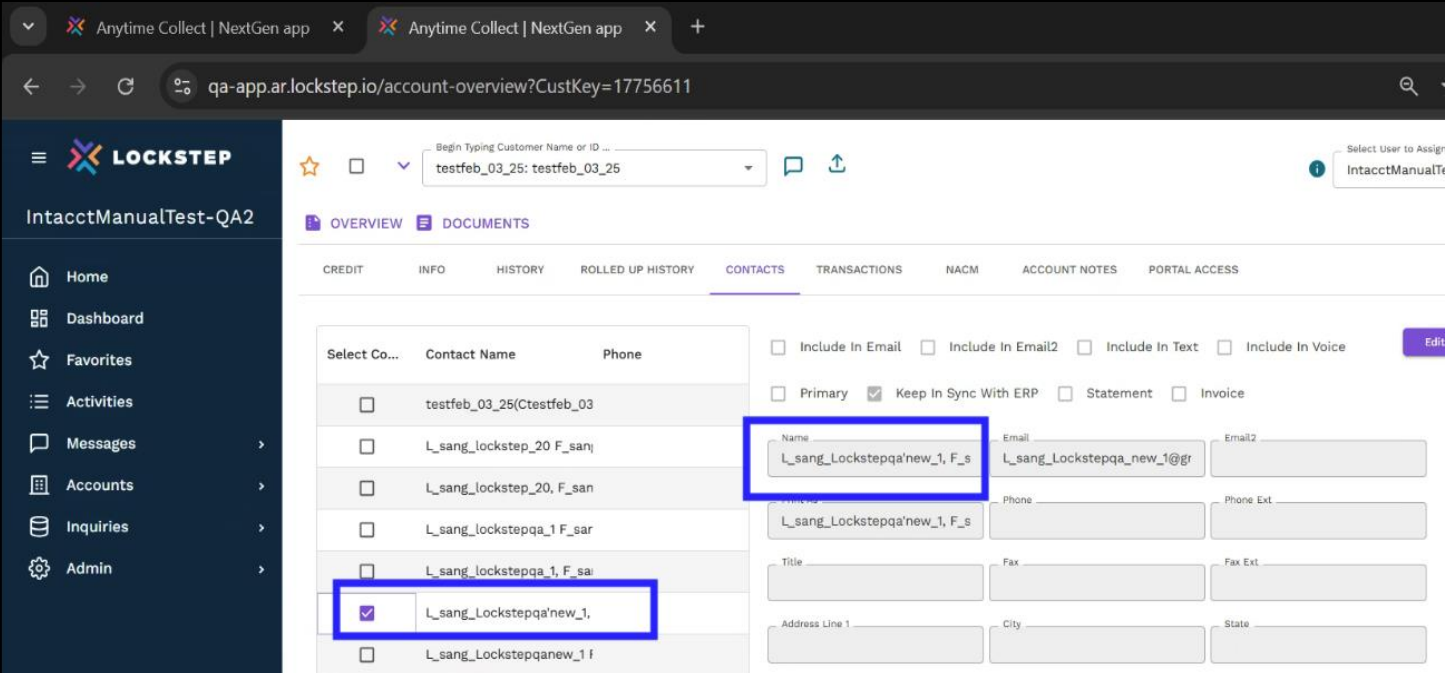
Agenda

- Issues
- Enhancements (In React Pages)
- Legacy to React migration

Issue1: Additional contacts created in Intacct with an Apostrophe are now synced in SARA

Functional Flow

- Log in to Intacct ERP
- Create an additional contact name with an Apostrophe
- Run the sync
- The contact will appear in SARA



Contact list

	Category (such as home or office)	Contact
1	Office	<u>L_sang_lockstep_20, F_sang_lockstep_20</u>
2	office2	<u>L_sang_Lockstepqa'new_1, F_sang_Lockstepqa'new_1</u>
3	office3	<u>L_sang_lockstepqa_1, F_sang_lockstepqa_1</u>

Issue2 : A Portal link accessibility is independent of password expiry in webclient

Functional Flow For Setting an Expiry of Account password

- Go to Settings and utility
- Go to Site Option
- Set the Expiry from drop down

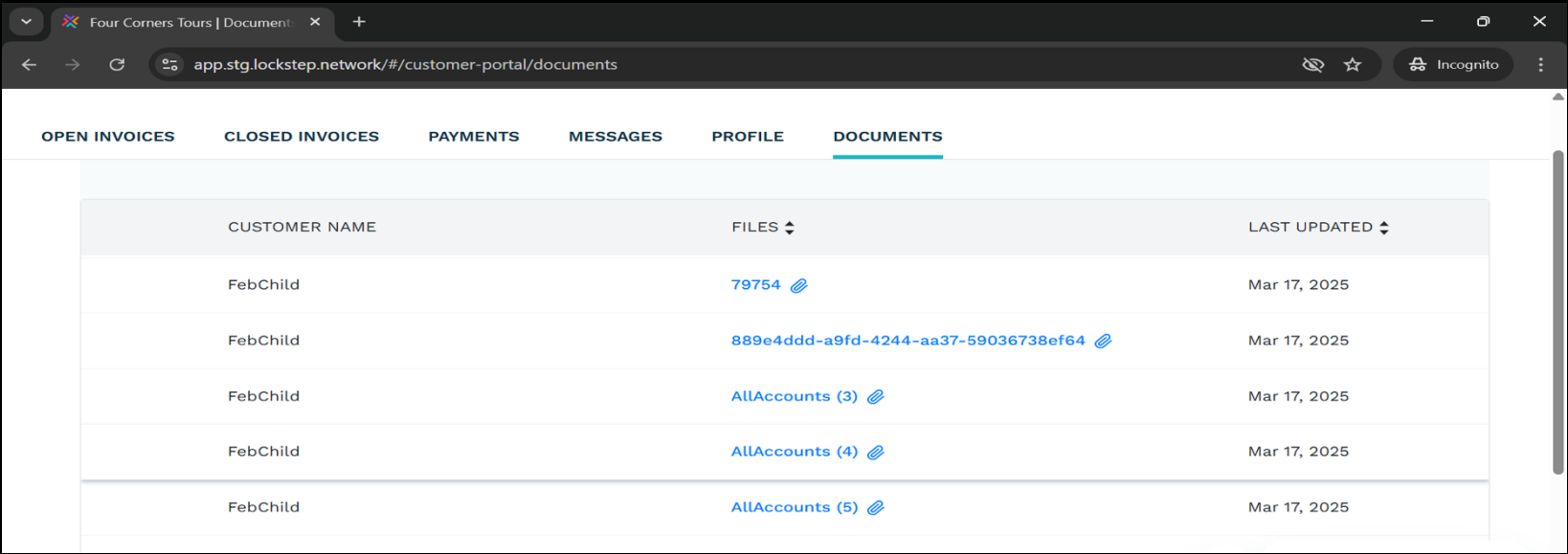
Whatever the password expiry is set it will not affect the SS portal link accessibility

The screenshot displays the Lockstep webclient interface. The left sidebar shows the user 'PavanP21_DevQA' and a menu with options like Home, Dashboard, Favorites, Messages, Activities, Accounts, Inquiries, Admin, Master Files, Settings & Utilities, Country, Import, Logs, Mail Retrieval, Mass Update, Report Manager, Site Options, Sync Setup, Age Accounts, and Generate Actions. The main content area is titled 'SITE OPTIONS' and includes tabs for Main, Options, Mail Settings, UDF, Calendar, Security, Utilities, 3rd Party Credit, and DSO. The 'Security' tab is selected and highlighted with a blue box. Within the 'Security' tab, the 'GENERAL SECURITY' section is also highlighted with a blue box. It contains a 'Password Expires After' dropdown menu with options: Never, 30 Days, 60 Days, 90 Days, and None. Below this, there are sections for 'Client Access Whitelisted IP's' and '2 Factor Whitelisted IP's', each with input fields and an 'Add' button. A 'Save' button is located at the top right of the 'Security' tab.

Issue 3 : External Attachments for Parent IDs can now be viewed in SS Portal

Functional Flow

- Open ATC
- Upload document for customer
- Navigate to SS Portal
- Go to Documents Tab
- Uploaded files shown.




The screenshot shows a web browser window with the URL `app.stg.lockstep.network/#/customer-portal/documents`. The page has a navigation bar with tabs: OPEN INVOICES, CLOSED INVOICES, PAYMENTS, MESSAGES, PROFILE, and DOCUMENTS (which is selected). Below the navigation bar is a table with three columns: CUSTOMER NAME, FILES, and LAST UPDATED. The table contains five rows of data, all for the customer 'FebChild'. Each row shows a file name (e.g., '79754', '889e4ddd-a9fd-4244-aa37-59036738ef64', 'AllAccounts (3)', 'AllAccounts (4)', 'AllAccounts (5)') and a download icon. The 'LAST UPDATED' column shows 'Mar 17, 2025' for all entries.

CUSTOMER NAME	FILES	LAST UPDATED
FebChild	79754	Mar 17, 2025
FebChild	889e4ddd-a9fd-4244-aa37-59036738ef64	Mar 17, 2025
FebChild	AllAccounts (3)	Mar 17, 2025
FebChild	AllAccounts (4)	Mar 17, 2025
FebChild	AllAccounts (5)	Mar 17, 2025

Issue 4 : Report Manager Option available for Admin Users in Settings and Utility Tab

Functional Flow

- Go to Admin
- Go to Settings & Utility

 LOCKSTEP

Abhangale_QA

Home

Dashboard

Favorites

Messages

Activities

Accounts

Inquiries

Admin

Master Files

Settings & Utilities

Country

Import

Logs

Mail Retrieval

Mass Update

Report Manager

Site Options

Sync Setup

Age Accounts

Generate Actions

Begin typing customer name/ID, press enter to search

Help

Collections success for March 2025

Last Sync Occurred: 3/5/2025 3:13:31 PM-Sync was Successful

Activities completed this month

9

Collected this month

\$289,157

Open invoices

7,325

Past due invoices

7,139

Next Best Activity

All

CUST NAME	ISSUE	ACTIVITY TYPE	FOLLOW UP DATE	ACTIVITY DATE
phil foden	Rule Alert - Email only	EmailSend	1/21/2025	1/21/2025
phil foden	Rule Alert - Email only	EmailSend	1/20/2025	1/20/2025
phil foden	Rule Alert - Email only	EmailSend	10/23/2024	10/23/2024
phil foden	Rule Alert - Email only	EmailSend	10/23/2024	10/23/2024
phil foden	Rule Alert - Email only	EmailSend	6/19/2024	6/19/2024
phil foden	Rule Alert - Email only	EmailSend	6/19/2024	6/19/2024
phil foden	Rule Alert - Email only	EmailSend	6/19/2024	6/19/2024
phil foden	Rule Alert - Email only	EmailSend	6/19/2024	6/19/2024
phil foden	Rule Alert - Email only	EmailSend	6/19/2024	6/19/2024

Enhancements

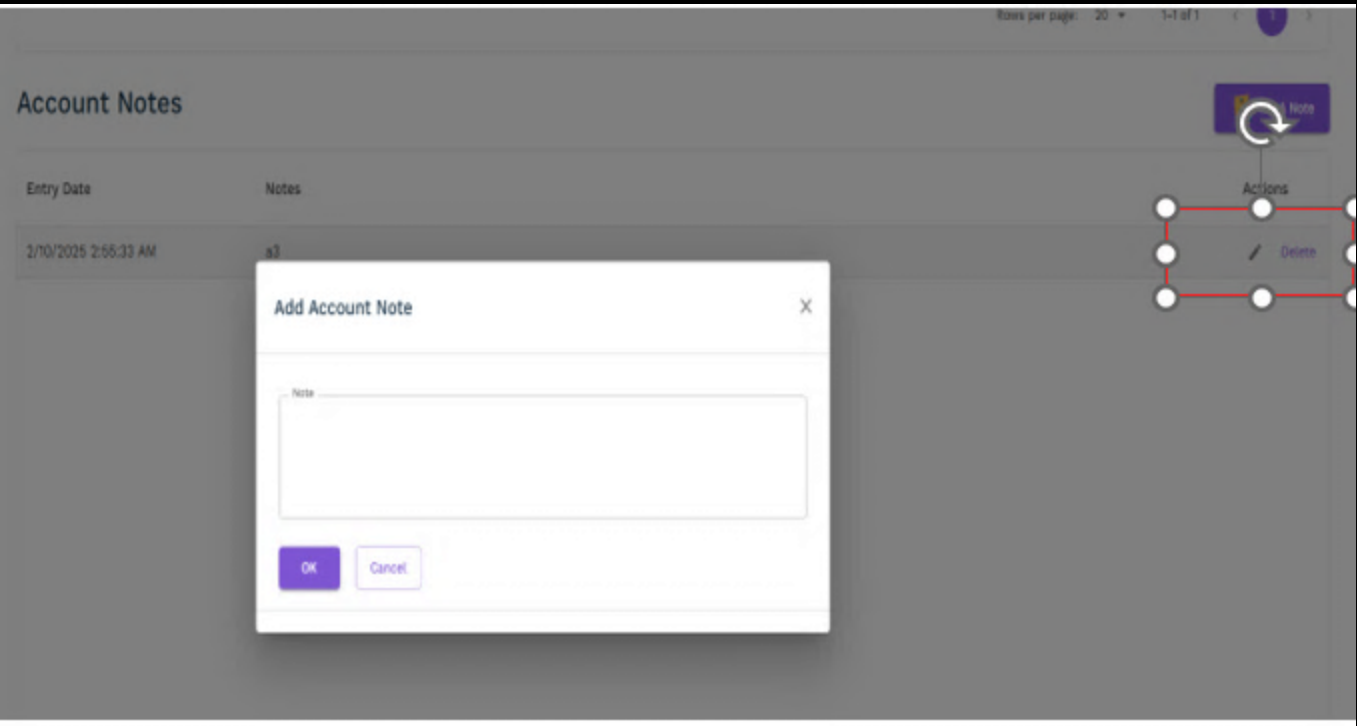
- Ability to edit Account Notes (New Feature in React)
- View Settings created in Legacy can be viewed and edited in the React page
- Personal contacts and UDFs are visible in To and Cc fields while drafting emails (Available in React)

Account Notes are editable now (New Feature in React)

This feature will help the users to edit account notes.

Functional Flow

- Navigate to Inquiry
- Go to by User
- Open Activity page
- Click on Account Notes
- Edit the Account Notes

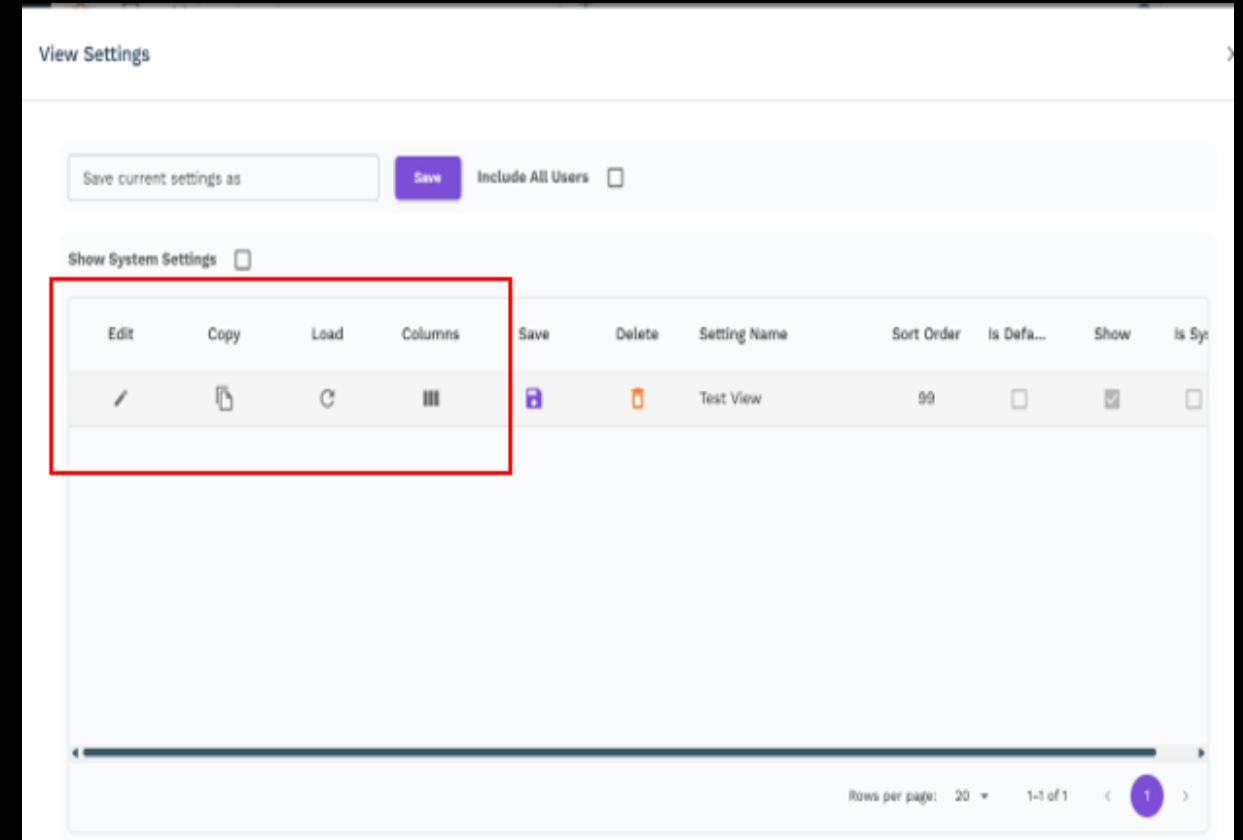


View Settings created in Legacy can be viewed and edited in React

View settings created in legacy page can be used in React page with an ability to Edit if required.

Functional Flow

- Navigate to Inquiry
- Go to by User
- Open any communication page in legacy
- Create a view setting in Legacy
- Go to the React page
- You should be able to see View setting in React
- Edit the view settings

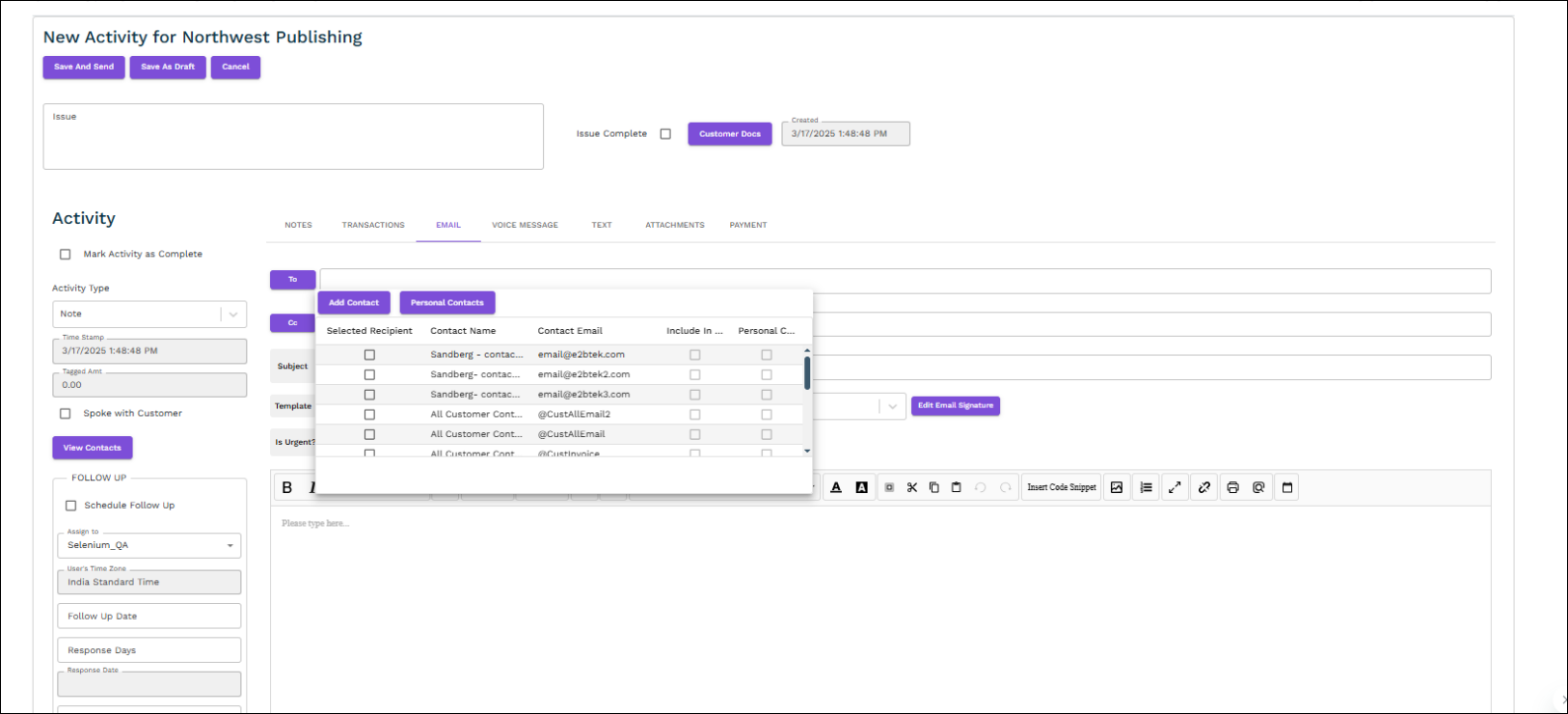


Personal contacts and Contact UDFs are now visible in 'To' and 'Cc' fields while drafting mail in Activity Section (React)

This feature will help the users to Select contact in the TO and CC field.

Functional Flow

- Navigate to Inquiry
- Go to by User
- Open Activity page
- Click on Email
- Click on To
- Click on Cc



Legacy to React Migration

Done

- Company Page

Coming up in next few releases

- Stripe Payment Merchant in Company Page
- Admin Master Files Section (Credit class, Customer, Users)
- Settings & Utilities

Company Grid

LOCKSTEP

IntacctManualTest-DevQA4

Home

Dashboard

Favorites

Activities

Messages

Accounts

Inquiries

Admin

Master Files

Activity Templates

Activity Types

Company

Credit Class

Customer

Communication Template

Reason Code

Report

Reporting Groups

devqa-app.ar.lockstep.io/admin/master-files/company

IntacctManualTest-DevQA4

testmar_02_25: testmar_02_25

IntacctManualTest-DevQA4

OVERVIEW

DOCUMENTS

SELECT COMPANY ROW TO SHOW MERCHANT ACCOUNTS

Edit Global Merchants/Webhooks

REFRESH

BESTFIT

DENSITY

Actions	Company ID	Display Co...	Company Name	Home Cur...	Default User	Use Remit...	RemitToAddr...	RemitToAddrL...	RemitToAd...	RemitToAd...	RemitToAd...	RemitToA...
		Contains	Contains	Contains	Contains	is any	Contains	Contains	Contains	Contains	Contains	Contain
	<input type="checkbox"/>	Acu-2023-R2-02	Acu-2023-R2-02	USD	~ UnAssigned ~	<input type="checkbox"/>						
	<input type="checkbox"/>	COLA	COLA	USD		<input type="checkbox"/>						
	<input type="checkbox"/>	e2b Teknologies-DEV	e2b Teknologies-DEV	USD	~ UnAssigned ~	<input type="checkbox"/>						
	<input checked="" type="checkbox"/>	E2B USD	E2B USD	USD	~ UnAssigned ~	<input type="checkbox"/>						
	<input type="checkbox"/>	LockstepQA	Lockstep-1 Moheln	USD	~ UnAssigned ~	<input checked="" type="checkbox"/>	LockstepQA-addr	18 Gresley Close				
	<input type="checkbox"/>	Marine01	Marine01	CAD	~ UnAssigned ~	<input type="checkbox"/>						

1 row selected

Rows per page: 20 1-6 of 6

Company Form

Edit company information

Display Company ID

~ UnAssigned ~

Home Curr ID

USD

Manage Exchange Rates

Online Payments

Allowed

Pending Payment Prefix

CC-

Pending Payment Next No

8646

Pending Payment Match Method

Match TranID, TranAmount, Tr...

Allow Application of Credit Memos

All

Scheduled Payment Option

Enabled - No Approval Requir...

Cust Online Pmt Option Default

Credit Card/EFT

Allow Partial Pmts

Invoice Form

Mail Settings

dreamhost|6b3187e5-02b2-4f...

Mail Settings

Documents

Online Invoice PDF

Access Credentials

Customer Identifier

Cust ID

Customer Logo

Upload Image

Address

☐

Use Remit To Address

Address name

Street Addr Line 1

Street Addr Line 2

Street Addr Line 3

Street Addr Line 4

Street Addr Line 5

City

State

Postal Code

Country

Phone

Phone Ext

Fax

Fax

Magic Link

Magic Link Code

Validate

Magic Link

Update

Cancel

Payment Merchant Grid

MERCHANT ACCOUNT SETUP

REFRESH

BESTFIT

DENSITY

+ ADD NEW RECORD

Actions	Merch Acct...	Merch Acct Desc	Company ID	Curr ID	Max Paym...	Active	Cust Class ...	Interface	Dual Merch...
	Contains	Contains	Contains	Contains	Equals	is any	Contains	Contains	Contains
	R_auth01	R_auth01	E2B USD	USD	99,999	<input type="checkbox"/>		AuthorizeNet	
	R_solup01	R_solup01	E2B USD	USD	999,999	<input type="checkbox"/>		SoluPay	
	R_AFF_2	R_AFF_test2	E2B USD	USD	9,999	<input type="checkbox"/>		Affinipay	Credit Card
	L_AFF_test	L_AFF_test	E2B USD	USD	0	<input type="checkbox"/>		Affinipay	Credit Card
	R_fortis03	R_fortis03	E2B USD	AUD	99,999	<input type="checkbox"/>		Fortispay	
	R_paya01	R_paya01	E2B USD	USD	99,999	<input type="checkbox"/>		SagePayment	
	auth_01	authorize.net	E2B USD	USD	99,999	<input type="checkbox"/>		AuthorizeNet	
	Payments -	ONBOARDING_COMPLETED	E2B USD	AUD	9,999	<input type="checkbox"/>		Affinipay	Credit Card
	fortis04	fortis04	E2B USD	USD	999,999	<input type="checkbox"/>		Fortispay	
	11284	R_wldpay01	E2B USD	USD	9,999	<input type="checkbox"/>		Worldpay	
	Payments e	ONBOARDING_COMPLETED	E2B USD	USD	9,999	<input type="checkbox"/>		Affinipay	EFT
	R_crdkx01	R_crdkx01	E2B USD	USD	99,999	<input type="checkbox"/>		Cardknox	

Rows per page: 20 1-15 of 15

Payment Merchant Form

Add Merchant Account

Merch Acct ID

Merch Acct Desc

Company ID

E2B USD

Max Payment Amt

☐ Active

Country Code

USA

Curr Id

AUD

Cust Class ID

Interface

SoluPay

DualMerchAcctType

None

☐ Check Duplicate Payments

Interface URL EFT/Credit

Interface URL EFT Only

Submit



Cancel

Webhook Grid

WEBHOOKS

REFRESHBESTFITDENSITY

+ ADD NEW RECORD

Actions	Description	Webhook ...	Payment T...	Webhook U...	Bulk Webh...	Access Cr...	Security Cr...	Currency ID
	Contains	Contains	Contains	Contains	Contains	Contains	Contains	Contains
 	Company_Webhook	Payment	None			intacct		USD

Webhook Form

Description

Company_Webhook

WebHook Type

Payment

Currency

USD

Payment Type

None

Access Credential

intacct

Security Credential

None

SECURITY CREDENTIALS

WebHook URL

Bulk WebHook URL

WH Parameter 1

CHK-000001

WH Parameter 2

Cash

WH Parameter 3

E2B USD

WH Parameter 4

WH Parameter 5

WH Parameter 6

WH Parameter 7

WH Parameter 8

WH Parameter 9

WH Parameter 10

SUBMIT

CANCEL

Thank You!